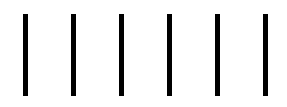
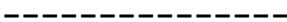
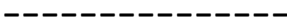
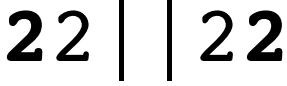
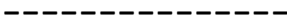
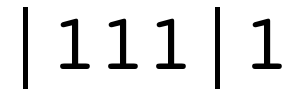
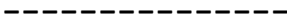
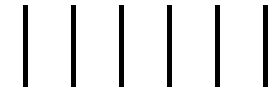


Guitar Scale Legend

E form



Scale Form Name - This is a movable scale shape, so it can be used for **all keys**. Place the bold note on the key note in which you'd like to play. This can be anywhere on the neck. However, it takes the shape of the open E chord, and is best thought of as such.

Numbers indicate which fingers to use:

- 1 = index finger
- 2 = middle finger
- 3 = ring finger
- 4 = pinky finger

Bold = Root Note / Key Note

Frets

6th string
(Lowest Note)
(Closest to the Ceiling)

1st string
(Highest Note)
(Closest to the Floor)